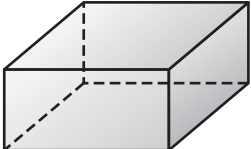
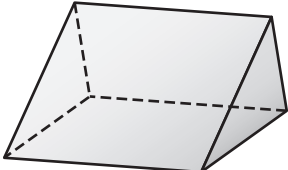



Lesson 5 Skills Practice

Draw Three-Dimensional Figures





Draw a top, a side, and a front view of each solid.




1.  top: rectangle
front: rectangle
side: rectangle

2.  top: square
side: triangle
front: square

3.  top: circle
side: triangle
front: triangle

Draw a corner view of each three-dimensional figure whose top, side, and front views are shown. Use isometric dot paper.

4.  top  side  front 

5.  top  side  front

i don't know how to draw this