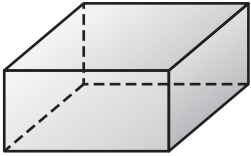


Lesson 5 Skills Practice

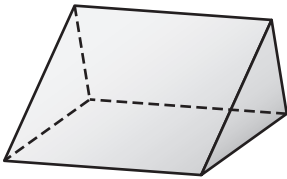
Draw Three-Dimensional Figures

Draw a top, a side, and a front view of each solid.


1.



2.

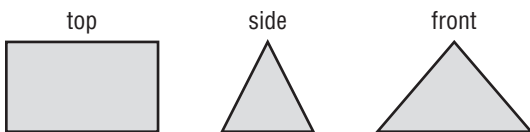


3.



Draw a corner view of each three-dimensional figure whose top, side, and front views are shown. Use isometric dot paper.

4.



5.

